










2008/2009

Wine grape fungal diseases suggested spray guide

EL #	Growth stage	Downy mildew	Powdery mildew	Phomopsis	Black spot	Botrytis
	1 Dormant			If problems in previous season spray Shirlan		
	3 Woolly Bud			Use appropriate 'protectant' (refer below) as for Downy Mildew in wet weather	Use appropriate 'protectant' (refer below) as for Downy Mildew in wet weather	
	12 Shoots 10cm	Copper or other 'protectant' (refer below)	Wettable Sulphur. If flag shoot numbers are high use 2 consecutive DMIs.	As above	As above	
	12-15 Up to flowering	Copper or other 'protectant' (refer below) every 10 to 14 days. Use 'curative' sprays within 2 to 5 days after significant rain where protectant may have been inadequate *	Wettable Sulphur every 10 to 14 days. For other alternatives refer below	As above	As above	
	20-21 20% capfall	As above	Wettable sulphur or, if disease pressure is high, use DMI or Strobilurin			Botrytis 'flowering spray'
	25 80% capfall	As above	Wettable sulphur or, if disease pressure is high, use DMI or Strobilurin			Botrytis 'flowering spray'
	31 Pea size berries	Copper or other 'protectant'	Wettable sulphur			
	32 Pre-bunch closure	Copper	Wettable sulphur			Dicarboximide
	36-37 Post veraison					Dicarboximide after heavy rain. Peratec to 'dry up' after infection

EL figures adapted from : "Grapevine growth stages – The modified E-L system" Viticulture 1 – Resources. 2nd edition 2004. Eds. Dry, P. and Coombe, B. (Winetitles)



<p>Copper: Kocide Copper Oxchloride Tri Base Blue Champ Liquicop</p> <p>'Protectant' Dithane Mancozeb Delan Captan Polyram Bravo</p> <p>'Curative' Acrobat Ridomil</p>	<p>Wettable Sulphur: Kumulus DF Barmac Wettable Sulphur Scarf DF Top Wettable Sulphur</p> <p>DMI: Rubigan Topas Mycloss Bayfidan</p> <p>Strobilurin: Cabrio Flint Amistar</p> <p>Other Products: Legend or Prosper may be used as an alternative to sulphur especially in hot weather</p>	<p>'Protectant' Dithane Mancozeb Delan Captan Thiram Ziram Polyram Bravo</p>	<p>'Protectant' Dithane Mancozeb Delan Captan Thiram Ziram Polyram Bravo</p>	<p>Botrytis 'flowering spray' Filan (not after 10% capfall) Scala Switch Captan Bravo Teldor</p> <p>Dicarboximide Rovral</p>
---	---	---	---	--

Notes

- Consult AWRI handbook for minimum withholding periods
- Monitor for disease at least weekly, particularly in susceptible varieties
- * Phosphorous acid may also be used as a curative for downy mildew only if wine will not be exported
- Check compatibility of products with suppliers before mixing
- Frequency of spraying may need to be increased during prolonged wet periods or when shoot growth is rapid (e.g. weekly)
- Ensure spray coverage is adequate
- Closely follow label instructions for correct application rates
- Avoid spraying wettable sulphur in hot (>30° C) or warm humid conditions where humidity > 75% or where vines may be moisture stressed.
- To reduce the risk of fungicide resistance do not use more than 2 sprays per season of DMI, strobilurin, iprodione (dicarboximide) or metalaxyl (Ridomil).
- Try to rotate fungicides with different activity groups where possible. Consult AWRI handbook for details.

For further information contact DPI&F on 13 25 23 -